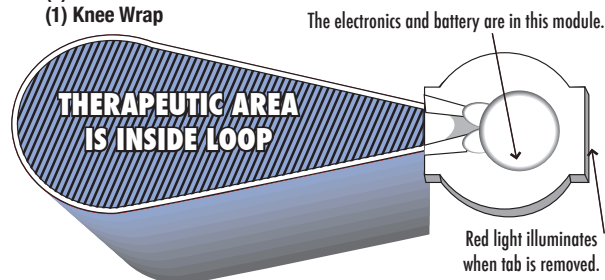




Your ActiPatch Knee Pain Therapy Kit Contains:

- (1) 12cm ActiPatch
- (1) Knee Wrap



Step One: Activate the ActiPatch.

Hold the white foam portion of the ActiPatch loop and gently pull and remove the clear tab. Remove the white plastic tab DO NOT discard the tab, it can be reinserted to turn off the ActiPatch loop when not in use. A faint red light confirms the ActiPatch is activated.



The red indicator light shows that the ActiPatch is on and working.

Step Two:

Insert the activated ActiPatch loop into the pocket of the knee wrap. Position the knee wrap so that the ActiPatch loop is directly over the area of pain and secure the knee wrap in place. Do not overtighten the knee wrap as this may restrict circulation. You may use medical grade paper tape to secure the ActiPatch directly to the body if you do not want to use the knee wrap. ActiPatch is not a sterile device.



For best results:

Apply the ActiPatch immediately after injury or surgery and wear continuously until healed or for a minimum of 6-8 hours daily. Remove ActiPatch before bathing or showering and store in a cool dry location.

Also try ActiPatch Back Pain, Heel Pain, Tennis Elbow Pain & Wrist Pain Therapy Kits

FREQUENTLY ASKED QUESTIONS

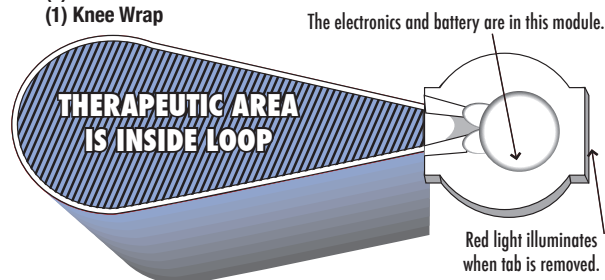
What is ActiPatch? ActiPatch is a miniaturized medical device that delivers continuous electromagnetic therapy to restore damaged cells. Applied post-surgically or to an injury, ActiPatch quickly relieves edema, inflammation and pain, providing patient comfort while reducing bruising and speeding up the onset of natural healing.

How does ActiPatch work? Tissue cells are tiny, electrically charged machines. When traumatized by surgery or injury cell's electrical charge is diminished, which causes normal cell functions and operations to shut down. Chemical signals that cause inflammation are released, resulting in pain and inhibiting the cell communication necessary for healing to begin. ActiPatch induces a mild electrical current into damaged cells at frequency which recharges the cell, stops the release of pain and inflammatory mediators, increases blood flow and re-establishes normal cell interaction. As a result, your body can begin to heal faster and you experience less swelling, pain and bruising.

Is ActiPatch Safe? ActiPatch is extremely safe and comfortable to wear. The low level current that is gently pulsed into damaged tissue is not discernible, even though the device is continuously working to help you heal.



Your ActiPatch Knee Pain Therapy Kit Contains:

- (1) 12cm ActiPatch
- (1) Knee Wrap



Step One: Activate the ActiPatch.

Hold the white foam portion of the ActiPatch loop and gently pull and remove the clear tab. Remove the white plastic tab DO NOT discard the tab, it can be reinserted to turn off the ActiPatch loop when not in use. A faint red light confirms the ActiPatch is activated.



The red indicator light shows that the ActiPatch is on and working.

Step Two:

Insert the activated ActiPatch loop into the pocket of the knee wrap. Position the knee wrap so that the ActiPatch loop is directly over the area of pain and secure the knee wrap in place. Do not overtighten the knee wrap as this may restrict circulation. You may use medical grade paper tape to secure the ActiPatch directly to the body if you do not want to use the knee wrap. ActiPatch is not a sterile device.



For best results:

Apply the ActiPatch immediately after injury or surgery and wear continuously until healed or for a minimum of 6-8 hours daily. Remove ActiPatch before bathing or showering and store in a cool dry location.

Also try ActiPatch Back Pain, Heel Pain, Tennis Elbow Pain & Wrist Pain Therapy Kits

FREQUENTLY ASKED QUESTIONS

What is ActiPatch? ActiPatch is a miniaturized medical device that delivers continuous electromagnetic therapy to restore damaged cells. Applied post-surgically or to an injury, ActiPatch quickly relieves edema, inflammation and pain, providing patient comfort while reducing bruising and speeding up the onset of natural healing.

How does ActiPatch work? Tissue cells are tiny, electrically charged machines. When traumatized by surgery or injury cell's electrical charge is diminished, which causes normal cell functions and operations to shut down. Chemical signals that cause inflammation are released, resulting in pain and inhibiting the cell communication necessary for healing to begin. ActiPatch induces a mild electrical current into damaged cells at frequency which recharges the cell, stops the release of pain and inflammatory mediators, increases blood flow and re-establishes normal cell interaction. As a result, your body can begin to heal faster and you experience less swelling, pain and bruising.

Is ActiPatch Safe? ActiPatch is extremely safe and comfortable to wear. The low level current that is gently pulsed into damaged tissue is not discernible, even though the device is continuously working to help you heal.

WARNINGS

ActiPatch should not be used on persons with a cardiac pacemaker, cardioverter defibrillator, neurostimulator or any active medical or metallic implant that is within the area of application.

ActiPatch should not be used by women that are pregnant or think they may be pregnant.

ActiPatch should not be used by skeletally immature persons.

ActiPatch is not a sterile device. If using over an open wound, place the ActiPatch over sterile gauze.

Discontinue use if rash or skin irritation results. Consult a qualified health care practitioner before using ActiPatch again.

Do not stand, walk, or put body weight on ActiPatch as this may damage the circuitry.

ActiPatch can be disposed of in a normal trash container.

ActiPatch will not interfere with other electronic equipment in use.

Always consult a qualified health care practitioner to evaluate your condition or injury prior to using ActiPatch. If pain or swelling persist or worsen, discontinue use and seek medical attention immediately.

WARNINGS

ActiPatch should not be used on persons with a cardiac pacemaker, cardioverter defibrillator, neurostimulator or any active medical or metallic implant that is within the area of application.

ActiPatch should not be used by women that are pregnant or think they may be pregnant.

ActiPatch should not be used by skeletally immature persons.

ActiPatch is not a sterile device. If using over an open wound, place the ActiPatch over sterile gauze.

Discontinue use if rash or skin irritation results. Consult a qualified health care practitioner before using ActiPatch again.

Do not stand, walk, or put body weight on ActiPatch as this may damage the circuitry.

ActiPatch can be disposed of in a normal trash container.

ActiPatch will not interfere with other electronic equipment in use.

Always consult a qualified health care practitioner to evaluate your condition or injury prior to using ActiPatch. If pain or swelling persist or worsen, discontinue use and seek medical attention immediately.

U.S. & Foreign Patents Pending
Safe for Diabetics, Arthritics,
Elderly, the Bed Ridden and on Open Wounds



1-866-757-2284
Manufactured by:
BioElectronics Corporation
4539 Metropolitan Court
Frederick, MD 21704
Stock symbol: BIEL
www.BioElectronicsCorp.com



DFU-KPT-USA-002

U.S. & Foreign Patents Pending
Safe for Diabetics, Arthritics,
Elderly, the Bed Ridden and on Open Wounds



1-866-757-2284
Manufactured by:
BioElectronics Corporation
4539 Metropolitan Court
Frederick, MD 21704
Stock symbol: BIEL
www.BioElectronicsCorp.com



DFU-KPT-USA-002

